

2021



Grant County Health Department

"Protecting Public Health in Grant County for 86 years"

TO: The Honorable Chairman, Robert Keeney and the
Members of the Grant County Board of Supervisors

FROM: The Staff of the Grant County Health Department
and the Members of the Board of Health

RE: Report of the Grant County Health Department
Programs and Services for 2021

The work and efforts of a dedicated staff and Board of Health are reflected in this report. A special thank you to Dr. Neil Martin, the Grant County Board of Supervisors, Personnel Department, Emergency Management, Grant County Fairgrounds, Area Healthcare Providers, and our other partners in public health not mentioned above.

The mission of the
Grant County Health Department
is to promote
the health and wellness
of
ALL residents
of
Grant County.

“Everyone Living Better, Longer”



Ten Essential Public Health Services

1. Assess and monitor population health status, factors that influence health, and community needs and assets
2. Investigate, diagnose, and address health problems and hazards affecting the population
3. Communicate effectively to inform and educate people about health, factors that influence it, and how to improve it
4. Strengthen, support, and mobilize communities and partnerships to improve health
5. Create, champion, and implement policies, plans, and laws that impact health
6. Utilize legal and regulatory actions designed to improve and protect the public's health
7. Assure an effective system that enables equitable access to the individual services and care needed to be healthy
8. Build and support a diverse and skilled public health workforce
9. Improve and innovate public health functions through ongoing evaluation, research, and continuous quality improvement
10. Build and maintain a strong organizational infrastructure for public health.

Department Overview

In 2021, the Grant County Health Department administered over 20 programs, managing multiple grants and contracts with the State and other agencies. Additionally, we manage several multi-county regional programs. Staffing includes the following:

Full Time: 25

Full Time Staff

Professions Include: *Administrative Assistants, Registered Nurses, Certified Nursing Assistants, Registered Sanitarians, a Registered Dietitian, and a Social Worker*

Part Time: 1 (Clerical)

LTE Staff: 15 [(1) Certified Nursing Assistant, (2) Nurse Practitioners (1) Hospice Spiritual Counselor, (1) Physical Therapist (1) Physical Therapist Assistant, (1) Occupational Therapist (1) Occupational Therapist Assistant, (7) Contact Tracers]

Direct Contracts: 5 [(1) Hospice Medical Director, (1) Hospice Physician, (1) Pharmacist, (2) Translators]

Other Contracts: >~100 individual contracts for services or to provide services

Volunteers: ~8 Hospice, 1 PH Medical Advisor, ~4 COVID-19 Support

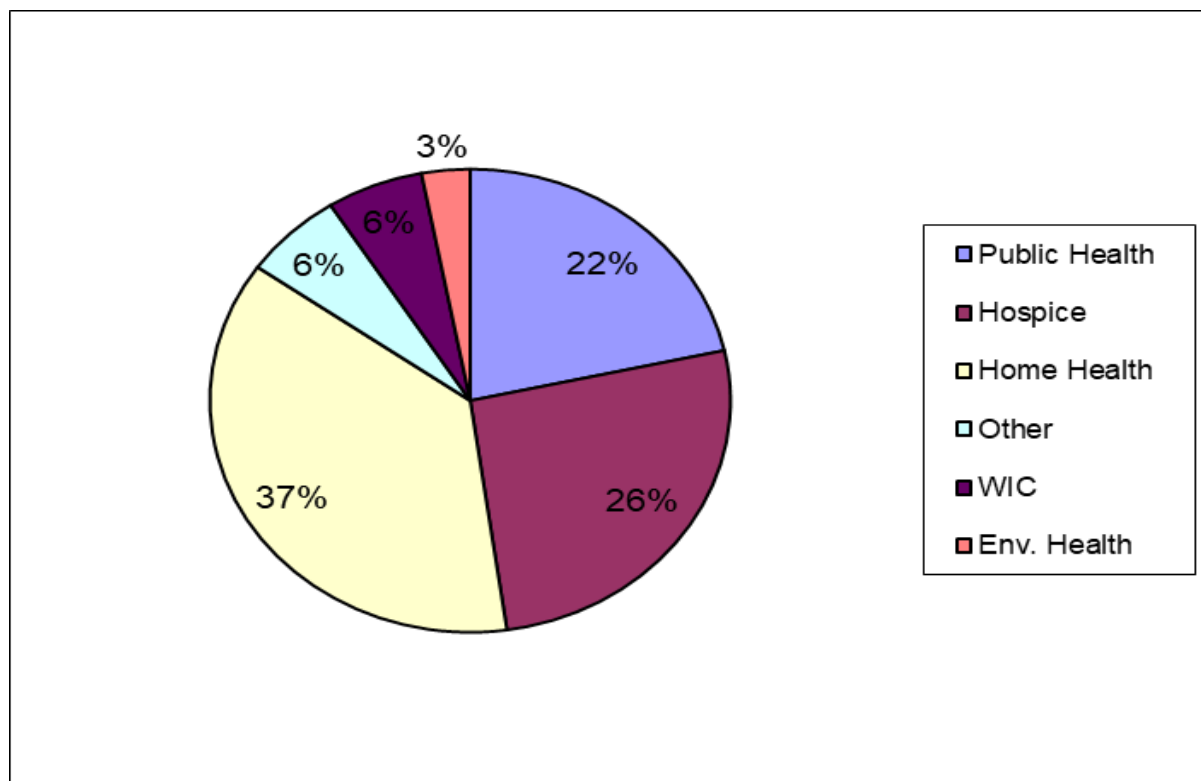
The 2021 operating budget was initially approximately 3.2 million dollars. Approximately 2.7 million dollars was anticipated from sources other than the local tax levy, making the health department largely funded by State, Federal, grant, and fee for service sources. However, the COVID-19 pandemic response included significant federal assistance adding about 1.5 million in direct contracts to support our response over the next few years. The diversion of resources meant many programs remained under budget and much less was accomplished in several program areas than initially planned.

In 2021, four programs were supported directly, but not entirely, by county levy funds. The vast majority of levy is used to provide public health and environmental health services which are mandated by the State. The remaining programs provide limited personal care services and services to low income children including lead testing and health/developmental screening. As a result of deferred and reduced programming the health department was well under budget with regard to its local levy allocation at the end of 2021.

All programs are supported by levy funds through basic infrastructure, administration, and other ancillary activities (see the Sequoia Consulting Group Report).

Major Programs by Expense

The following pie chart illustrates budgeted expenses within the department for 2021.



Highlights and Challenges in 2021

It was another busy year for communicable disease in Grant County and elsewhere. By the end of December, for COVID-19 alone there were 8,353 confirmed cases, 1,190 probable cases, 129 deaths, 32,133 contacts and an additional 20,959 reports of COVID-19 illness that needed follow-up. Before the pandemic the health department typically received about 800 cases of (all) reportable diseases that require follow up in an entire year.

During 2021, local hospitals and nursing homes continued to experience critical staffing shortages. At times patients that needed a higher level of care could not be transported out of Grant County to get care due to ICUs elsewhere being filled to capacity or having staffing challenges.

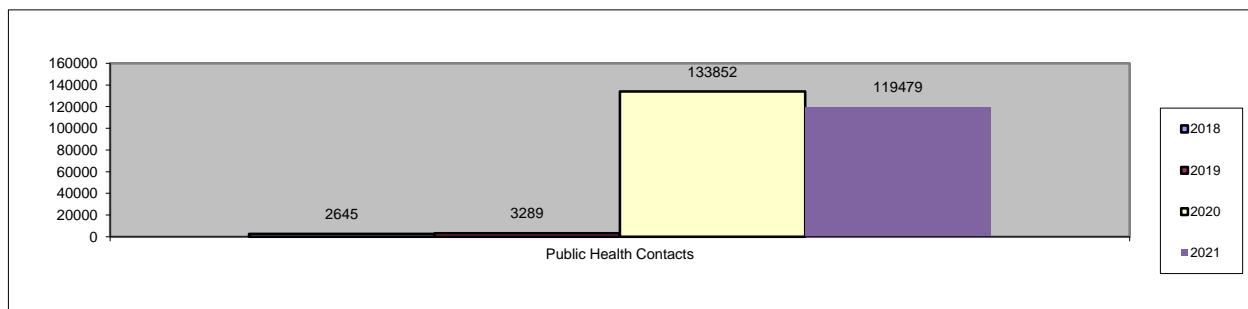
The health department was not free of staffing challenges either. We struggled to maintain a pandemic response, cover Hospice and Home Health patients, and offer additional services as our staff got ill, cared for ill family members, resigned, and retired.

Public Health

Public Health programs generally focus on prevention efforts and improving the health of the community. Monitoring health indicators such as immunization rates, disease incident rates, causes of injury or death, and health behaviors are important. Much of our general programming was placed on hold or reduced due to the COVID-19 response. The sustained increase in contacts in 2021 was due to COVID-19.

According to the University of Wisconsin Population Health Institute, Grant County is ranked in the higher middle range of counties in Wisconsin for health outcomes but ranks in the lower middle range of counties in Wisconsin for health behavior with higher rates of smoking, drinking and obesity than other counties in the state (see: [Grant County Health Rankings](#))

Below are the number of contacts for our Public Health staff.



School Health

The Grant County Health Department provides nursing services to the following schools:

Cassville Elem. /HS	St. Charles (Cassville)
Cuba City Elem. /HS	St. Clements (Lancaster)
Potosi Elem. /HS	Holy Ghost (Dickeyville)
River Ridge Elem. /HS	Immaculate Conception (Kieler)
Southwestern	St. Andrews
St. Mary's (Bloomington)	St. Joseph (Sinsinawa)
St. Rose (Cuba City)	Christian Day School (Muscoda)
Amish/Mennonite Schools	

Services can include:

- General health information
- Assistance with managing health related issues such as lice, bed bugs, etc.
- Medication management assistance
- Health plan and policy development
- Vision and hearing screenings for selected grades, including rechecks and referral to appropriate health care providers as needed
- Immunization clinics for children and staff
- Follow-up on immunization requirements for entry to school
- Health resources and presentations for teachers, staff, students and parents
- Training for school staff

A total of 395 nursing hours were spent relating to school health not including immunization exercises or communicable disease control efforts. In addition, 1,113 miles were traveled by nurses relating to school health services. In 2020, 247.75 hours of nursing time were dedicated to schools and 1,827 miles were traveled. Public health aide time and administration time are not included in this total (as these hours are not specifically kept track of. There was a continued reduction in hours of service provided due to COVID-19 activities. However, interactions with schools increased due to the pandemic nonetheless.

WIC (Women, Infants and Children) Program

The Women, Infants and Children (WIC) program is a supplemental nutrition program serving lower income families with children up to age five. The program also promotes and helps maintain the health and well-being of nutritionally at-risk pregnant, breastfeeding and postpartum women, infants, and children. WIC encourages and supports breastfeeding with incentives, education, and peer counseling. WIC also provides access to fresh fruits and vegetables with a farmer's market program.

Health benefits relating to WIC participation include reduced:

Premature births Low birth-weight babies Long-term medical expenses

The farmer's market program brought fresh fruits and vegetables to 32 families this year and \$1,182 in benefits. In 2021, Grant County WIC served 860 participants compared to 944 in 2020. WIC families spent a total of \$284,580.50 in benefits, a decrease from 2020's benefits \$350,220.00. COVID-19 prevented in-person clinics impacting WIC once again in 2021.

Health Check Services

The Health Check Program provides both individual services and comprehensive examinations of children aged birth to 21 years. A complete health check includes:

- | | |
|-------------------------------------|---|
| <i>✕ Head to Toe Physical Exams</i> | <i>✕ Immunizations</i> |
| <i>✕ Fluoride Varnishes</i> | <i>✕ Growth and Development Assessments</i> |
| <i>✕ Mouth Exams</i> | <i>✕ Lab Tests</i> |
| <i>✕ Nutritional Screening</i> | <i>✕ Eye Exams</i> |
| <i>✕ Blood Lead Testing</i> | <i>✕ Other Screenings</i> |

Health Check screenings, lead testing, and immunizations are offered at most clinics to compliment the WIC program. As part of our health check services, 177 blood lead screenings were completed for children in Grant County. In comparison, 54 blood lead screenings were done in 2020. A sustained reduction was due to the suspension of in person clinics as requested by the State and Federal government.

We also checked and/or installed 45 child passenger safety seats (providing some seats at no charge to low income families through a Wisconsin Department of Transportation grant). Five additional seats were checked for correct installation as well. The number was reduced due to COVID-19.

Jail Health

Two nurses from the Grant County Health Department have received extensive training and continuing education on topics relating to the provision of jail health services. These nurses staff the Grant County Jail on nearly a daily basis Monday through Friday.

In addition, the jail is included in our “intake” system and “on call” rotation allowing our department to provide services as needed ensuring complete coverage 24 hours a day, 7 days a week including holidays on an as needed basis. As a result, on average over 42 hours nursing of services were provided each week in 2021.

Nursing services increased in 2021 due to COVID-19. In 2021, 2,192 hours of nursing time was provided to the jail. This is an increase compared to 2020 when 1,955.75 hours of nursing time was provided to the jail. In addition, 2,760 miles were traveled to provide jail health in 2021 compared to and 2,480 in 2020.

Wisconsin Well Woman Program (WWWP)

Grant County Health Department continues to support the WWWP for women ages 45-64 years of age meeting specific income requirements. Well Woman pays for mammograms, Pap tests, cervical cancer screenings, multiple sclerosis testing for high risk women, and certain other health screenings. Early detection of breast or cervical cancer can greatly improve outcomes and significantly reduce the cost of treatment as well as shorten recovery times.

Communicable Disease Follow-Up

Local public health departments are required by law to complete follow-up activities with individuals having or suspected to have illnesses as identified in Chapter 252 of the State Statutes and in Wisconsin State Administrative Rule Chapter DHS 145, “Control of Communicable Diseases”. Public Health staff continues to educate individuals about illnesses and encourage or ensure treatment (if needed).

Steps are also taken to control and reduce the spread of diseases as well. Telephone calls, letters, emails, and/or face-to-face contacts are used to gather and distribute information. Staff also conducted educational outreach with area hospitals and clinics relating to reporting requirements and follow up with specific illnesses.

Below is a summary of communicable diseases that were reported to the Grant County Health Department in 2021. (It should be noted that not all cases were confirmed, many reports end up not being actual cases but require follow up nonetheless). COVID-19 reporting remained high. Since the beginning of the pandemic and through 2021, 9,542 individuals were isolated and over 31,000 contacts were quarantined. Unfortunately, by the end of 2021 there were 129 deaths of individuals that were either confirmed or probable cases of COVID-19 and at least 529 hospitalizations.

Note that the increase in influenza reports (in error) and pertussis reports was due to the increase in full respiratory panels. Confirmed influenza which is not reportable unless it is a novel strain, leads to an inpatient hospitalization, or a pediatric death was up from 2020 but lower than typical years. Confirmed cases of pertussis remained low for 2021 but each suspect case is reported and requires review.

Communicable Diseases

(January 1 - December 31, 2021)

According to Wisconsin State Statute 252, any individual with knowledge or reason to believe that a person has a communicable disease must report to their local health department. This includes physician, nurses, lab workers, teachers and the general public. The Grant County Health Department has received the following reports of illness. Staff has completed follow-up on these reports and appropriate action has been taken.

COMMUNICABLE DISEASES	2016	2017	2018	2019	2020	2021
Anaplasmosis	-	-	4	3	3	8
Arboviral Illness	1	4	1	0	1	2
Babesiosis	2	0	2	0	0	2
Blastomycosis	1	0	1	0	0	0
Brucellosis	0	2	0	0	0	1
Campylobacteriosis	31	32	41	29	38	37
Carbapenem-Resistant Enterobacteria	-	-	1	3	3	7
Carbon Monoxide Poisoning	-	-	3	14	10	5
Chancroid	-	-	1	0	0	0
Chemical Pneumonitis	-	-	-	2	0	0
COVID-19	-	-	-	-	28,500	20,959
Cryptosporidiosis	29	24	31	31	24	30
Cyclosporidiosis	0	1	7	0	2	1
E.Coli	19	23	38	64	55	68
Ehrlichiosis	11	10	2	1	2	2
Giardiasis	3	5	14	7	3	10
Hantavirus	-	-	-	1	0	0
Hepatitis C	26	45	25	29	30	2
Hepatitis E	1	0	1	0	0	0
Histoplasmosis	0	0	1	2	3	33
Influenza – Seasonal Reported in Error	-	-	-	210	209	812
Influenza-Associated Hospitalization	20	31	43	27	92	10
Invasive Hemophilus Influenza	1	0	0	2	1	1
LaCrosse Encephalitis	1	0	0	0	0	0
Legionella	1	0	1	2	1	0
Lyme Disease	57	81	65	70	43	68
Metal Poisoning (Non-Lead)	5	2	5	1	1	0
Methemoglobinemia	-	2	1	0	0	0
Methicillin or Oxacillin Resistant Staph	-	1	2	2	1	2
Mycobacterium (Non TB)	5	5	4	6	6	2

Meningitidis, Aseptic Viral	0	0	0	0	0	0
Meningitis, Bacterial	4	1	1	1	0	1
Novel Strain Influenza	1	0	0	0	0	0
Parapertussis	1	0	0	3	2	20
Pneumocystis Jirovecii	-	-	1	0	0	0
Plesiomonas Infection	-	-	-	-	2	2
Q Fever	4	2	1	5	1	0
Rabies (Animal)	-	-	-	-	1	0
Rocky Mountain Spotted Fever	0	1	0	1	0	0
Salmonellosis	4	7	11	7	10	8
Shigellosis	2	2	0	1	0	1
Strept All Types	3	8	10	8	6	11
Toxic Shock Syndrome	0	2	0	0	0	0
Toxoplasmosis	-	-	-	3	2	1
Transmissible Spongiform Encephalopathy	0	0	1	0	1	0
Trichinellosis	1	0	0	0	0	0
Tuberculosis	2	2	1	0	1	2
Tuberculosis Latent	2	6	3	10	10	6
Tularemia	5	2	1	1	0	0
Vancomycin-Resistant Enterococci	4	0	0	1	0	1
Vibriosis, Non-Cholera	-	-	-	2	1	0
West Nile Virus	1	0	0	0	0	0
Yersiniosis	1	1	0	0	0	6
Zika Virus	4	4	1	0	0	0
TOTALS	253	306	325	549	29,065	22,121

VACCINE PREVENTABLE DISEASES	2016	2017	2018	2019	2020	2021
Chickenpox	4	10	12	13	5	7
Hepatitis A	3	3	0	1	1	0
Hepatitis B	3	5	3	7	5	9
Hib	1	0	2	0	0	0
Measles (Rubeola)	1	1	1	3	3	0
Mumps	37	52	14	14	14	2
N. Meningitidis	0	1	1	0	0	0
Pertussis	16	38	41	52	25	195
Rubella	0	0	2	0	0	0
TOTALS	65	110	76	90	53	213

SEXUALLY TRANSMITTED DISEASES	2016	2017	2018	2019	2020	2021
Chlamydia	129	194	160	138	111	139
Gonorrhea	12	17	12	22	12	30
Syphilis	3	1	2	8	13	13
TOTALS	144	212	174	168	136	182

Immunizations

As indicated by the continuation of vaccine preventable illness outbreaks, challenges remain in ensuring that vaccination rates are high enough to prevent the sustained transmission of many vaccine preventable diseases here and around the country. Unfortunately, vaccination rates in Grant County among two year olds that are considered fully immunized are in the 48-60% range far below the recommended 90% range. Adolescent immunization rates are also lower than desired and waiver rates remain high and are increasing throughout Wisconsin and our county as well.

In 2021, immunizations were offered at the health department and at clinics throughout the county.

Below are the totals of vaccinations given by the Grant County Health Department in 2021. Nearly 18,000 COVID-19 vaccinations were given by health department sponsored clinics.

Unfortunately, immunizations for other vaccine preventable illnesses administered remained suppressed in part due to the pandemic.

Number of Doses of Vaccine	2016	2017	2018	2019	2020	2021
COVID-19	-	-	-	-	-	17,996
DTaP - Diphtheria/Tetanus/Pertussis	88	79	76	68	43	25
DTaP/Polio (Kinrix)	80	83	66	64	43	34
DTaP/HepB/Polio (Pediarix)	215	190	184	149	95	60
DTaP/Hep B Hib Polio (Vaxelis)	-	-	-	-	-	6
Polio	39	25	29	29	17	6
MMR - Measles/Mumps/Rubella	96	105	88	90	59	45
MMR - Varicella (Proquad)	77	83	76	73	42	36
Hepatitis A (pediatric)	120	101	123	103	78	61
Hepatitis B (pediatric)	15	8	18	19	3	5
Td - Tetanus/Diphtheria	12	21	48	81	37	43
Tdap (Adacel & Boostrix)	432	389	390	255	160	161
Hib - Haemophilus Influenza type B	252	239	212	169	123	59
HPV (Gardasil)	530	276	47	40	38	51
Varicella (Chickenpox)	78	79	63	66	54	29
Prevnar 13	254	222	208	146	128	61
Meningitis	399	237	306	39	34	44
Meningitis B	-	-	-	-	7	4
Rotavirus	122	91	73	57	39	20
Influenza - Seasonal	3,247	3,221	3,474	3,607	2,998	2,412
Pneumonia-Prevnar 13 (adult)	34	16	16	23	3	8
Pneumo-Poly 23 (adult)	4	4	9	6	5	3
Hepatitis A (adult)	30	15	7	65	34	8
Hepatitis B (adult)	56	37	18	32	10	12
Total	6,180	5,521	5,531	5,181	4,050	21,189

Environmental Health (EH) Programs

Grant County continues to lead the Southwest Wisconsin Environmental Consortium. Members of the consortium include Grant, Crawford (limited participation), Lafayette, Iowa, Richland, and Vernon counties. We respond to human health hazards such as vermin infestations, sewage or other waste problems, water and air quality issues, or public health nuisances which may endanger the safety, health, or well-being of the public. We also conduct lead and asbestos inspections.

Local health departments are required by state statute and by local ordinance to respond to human health hazards and public health nuisances. Additionally, health departments are required to investigate lead poisoning cases. Typically, most complaints received by the local health departments are related to environmental health issues and include both public health nuisances and human health hazards.

Grant County Health Department is also a Radon Information Center (RIC) serving a six county region. Radon is a naturally occurring gas that is considered to be the second leading cause of lung cancer in the U.S. The RIC provides free consultation and radon test kits to homeowners. In 2021, a total of 443 radon test kits were distributed in the 6 county region.

Below are the EH total contacts for 2021. Note the slight reduction in activity due to COVID-19:

<i>Number of Contacts</i>	2015	2016	2017	2018	2019	2020	2021
Water	122	156	75	94	133	116	103
Air Quality	171	199	233	138	198	199	233
Asbestos	149	119	79	142	142	119	109
Hazardous Materials	1	0	0	0	0	0	0
Lead Hazards	88	151	86	164	138	77	113
Radiation Hazards	132	181	127	159	162	117	138
Housing	151	139	144	208	244	170	226
Rabies	106	108	116	104	105	117	126
Sewage	166	133	93	138	170	124	108
Solid Waste	181	139	102	195	179	159	189
Insects/Rodents/Animal Problems	118	109	79	125	139	100	99
Home Inspections	151	248	261	526	229	180	172
Totals	1536	1682	1395	1993	1839	1478	1616

Public Health Preparedness and Response

During 2021, Grant County Health Department continued to prepare for public health emergencies through extensive planning, training, and testing efforts. The department participated by helping to design a regional exercise with area hospitals. We continued to test mass clinic plans by conducting immunization exercises in all of the county schools. We also planned and exercised with the regional health care coalition. This planning helped during the pandemic. Much of the activities in 2021 were related to COVID-19 planning and response. However, a planned exercise in 2022 is focusing on a network outage.

Tobacco-Free Coalition

In 2021, the Grant County Health Department continued a partnership with resources being provided by Family Services of Southern Wisconsin and Northern Illinois, Inc. The Multi-jurisdictional Tobacco Coalition provided tobacco control and coordination services to Grant, Iowa, and Lafayette Counties. The coalition focus continued on tobacco use among disparate groups, and electronic delivery devices.

Consolidated Grants

The Wisconsin Department of Health Services has continued to provide state and federal grant funds to local health departments in a pass through process called Consolidated Contracts. Our allocation recently increased due to becoming a level 3 health department. The following programs are examples of services provided using these funds:

Maternal & Child Health – The 2021 focus was addressing impacts of the COVID-19 pandemic

Lead – Promotes blood lead screening of children and follow-up services for children with elevated lead levels (using Grant, Iowa, Lafayette, Richland, and Vernon County funding allocations)

Radon – Provides testing, education, and consultation services for residents regarding radon risks. (Grant, Iowa, Lafayette, Richland, Vernon, and Crawford counties funds)

WIC (Women, Infants & Children) – Provides education and nutrition services, access to healthy foods, and referrals to services for pregnant women and children up to age five who meet the income guidelines.

Immunizations – Funds are used for maintaining records and for entering information into Wisconsin Immunization Registry (WIR) as well as to help ensure that children are up to date on immunizations.

Public Health Preparedness and Response – Federal funds provided for training and planning responses to natural and man-made public health emergencies. This is done in conjunction with Emergency Management, Law Enforcement, Fire Departments, and health care providers as well as other partners.

Prevention - Provides some limited funding for environmental health services.

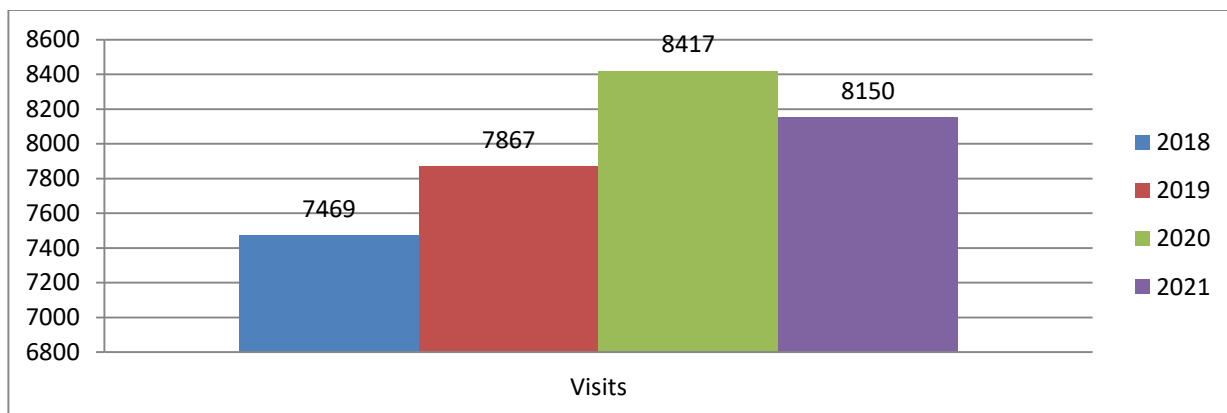
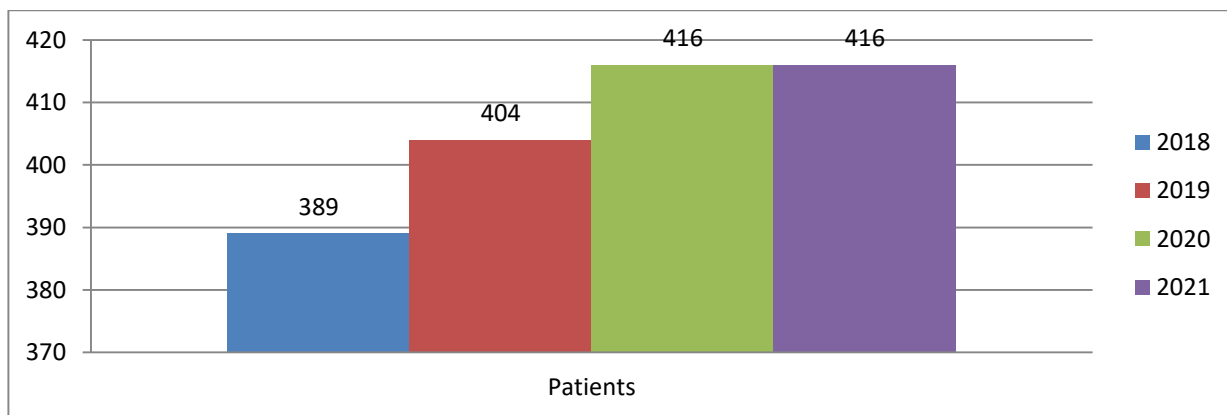
Home Nursing

In 2021, 416 clients received services from the Grant County Health Department. These clients received a total of 8,150 visits from the Department. These visits are provided by nurses, physical therapists, occupational therapists, speech therapists and home health aides. These services are paid for by Medicare, Medical Assistance, private insurance, Medicare replacement policies, private pay and Family Care. No one is denied service because of inability to pay.

The Department provides physical, occupational and speech therapy services through contracts with all three hospitals in our county or hired LTE employees. This allows the therapy services to be provided by a therapist who is in their area.

Four clients received personal care only services in 2021. These clients receive assistance with bathing, hair care, skin and nail care. These clients also receive a supervision visit from our nurses every 50 to 60 days. In 2020, 21 nursing visits were made to these clients. These services are covered by Medical Assistance, private pay or private personal care agencies.

A comparison of Home Nursing patients and visits is noted below.

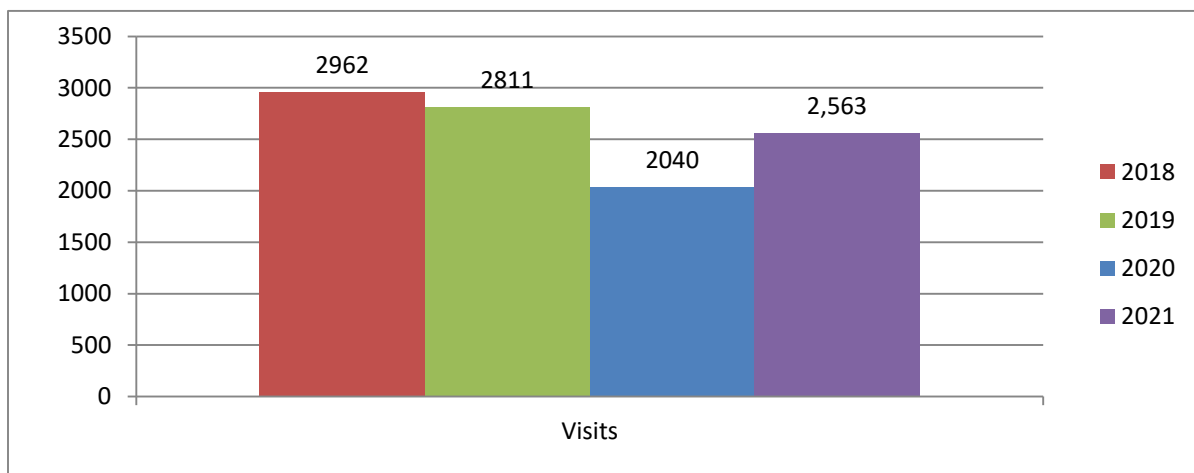
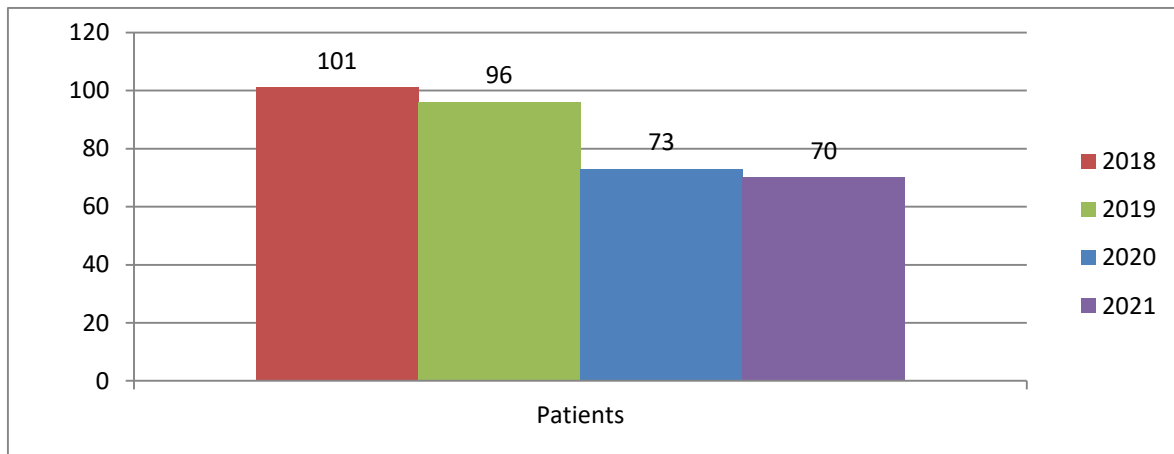


Hospice

Hospice care focuses on medical and personal comfort for people in the last months of their lives. Hospice provides comfort care so clients can live as fully as possible until the end of life. Hospice also provides support services to clients' families as well as bereavement services for at least 13 months following the clients' death.

In 2021, 70 clients were served on the Grant County Hospice Program. These clients received 2,563 visits from a multi-disciplinary support team that includes registered nurses, social workers, hospice aides, nurse practitioner and therapists. Clients choose hospice care when their physician certifies that they are terminally ill and they are no longer seeking active treatment for their illness.

A comparison of Hospice patients and visits is noted below:



Board of Health Members

Carol Beals, Chair
Neil T. Martin, MD
Dwight Nelson

Porter Wagner
Greg Fry, Secretary

Mary K. Logemann, , RN, BSN, Vice Chair
Matt Andrews, DDS

The persons listed below are directly responsible for the activities and programs noted in this report. Their dedication and commitment to the residents of Grant County is evident in the quality of the services provided to our communities.

Health Department Staff

Jeff Kindrai, MSPH, RS, Director/Health Officer
Amy Miller, RN, BSN, Assistant Director
Holly Muench, RN, Nursing Compliance & Quality Coordinator

Amy Budworth, Administrative Assistant II
Andrew Fessler, PT
Annette Snyder, LTE CNA
Ashley Sullivan, RN, BSN
Beth Strangstalien, COTA
Brianna Klaas, RN, BSN
Brooke Reuter, LTE Clerical
Cari Schmidt, RN
Casey Gradel, RN, BSN
Christopher Baird, RD WIC Director
Erin Huebschman, MD Hospice Physician
Jamie Kreul, Administrative Assistant I
Kessa Klaas, RN, BSN
Jessica Schuler, RN, BSN
Joanna Schindler, OT
Jolene Ziebart, NP
Kalyn Baird, RN, BSN
Katherine Reuter, NP

Kim Martens, RN, BSN
Kim Pribnow, RN, BSN
Kim Seifert, PTA
Christopher Baird, RD, WIC Dietitian
Maggie Droessler, RN, BSN
Mareeta Kolman, SW
Mary Allen, Admission Specialist
Michelle Farrell, Contract Pharmacist
Michelle Young, RN, BSN
Mike Parks, Speech-Language Pathologist
Neil T Martin, MD, Medical Advisor
Nicole Runde, COTA
Pam Strakeljahn, Hospice Spiritual Counselor
Robert Smith, MD Hospice Medical Director
Selina Baus, RN, BSN
Shannon Bartels, LTE CNA
Shawn Handfelt, Administrative Assistant I
Steve Straka, Clerical
Troy Moris, RS Environmental Health

LTE COVID-19 Response

Atkinson, Julie
Wiederholt, Joanne
Roesch, Michelle
Runde, Jessica (Contracted)
Gessler, Amber